




110th Anniversary



GIULIA



TIMELESS PASSION





PASSION AT THE CENTER OF EVERYTHING.

A profoundly renewed Alfa Romeo Giulia is the most distinctive and comfortable companion in your everyday life without ever losing its key characteristics. A timeless style that embodies the Italian automotive spirit and features the latest safety and infotainment systems, Giulia has everything you need to enjoy the short drives and enjoy the long journeys, while never abandoning the Alfa Romeo philosophy of crafting automobiles that deliver truly unique experiences and emotions.



FOR A SYMPHONY OF MECHANICS AND EMOTIONS.

Alfa Romeo Giulia brings together design, power and innovation, all thanks to a series of patented technologies and the use of lightweight materials to deliver unique and unmistakable driving excitement. The Q2 or Q4 systems and the IBS brake-by-wire system are all processed in real time through the Chassis Domain Control.



ALFA™ LINK SUSPENSION

The all aluminum Alfa™ Link Suspension System ensures excellent dynamic driving behavior and unique handling. The front suspension features a double-wishbone system with semi-virtual steering axis that keeps the wheels perfectly perpendicular to the road even on the most intense curves. The rear suspension, a Multilink system with four and a half links, guarantees the best of both worlds between lateral grip and comfort, on uneven surfaces.

ALFA™ ACTIVE SUSPENSION

The Alfa™ Active Suspension dynamically adjusts the vehicle response according to the mode selected with the Alfa™ DNA selector : a softer shock absorbing setting for a more comfortable ride, or a more rigid setting for more precise sporty driving.

TRANSMISSION ZF

The ZF 8-Speed automatic transmission, standard on every version, changes its personality based on the selected driving mode. Enjoy comfort and efficiency with Advanced efficiency, fluid and discreet in Natural and quick and sporty in Dynamic.

AERODYNAMICS

Giulia can reach an aerodynamics coefficient up to 0,26. This is the result of endless hours of wind tunnel testing that allowed to reduce turbulence and enhance the dynamic efficiency of the vehicle.

BEAUTY DRIVEN BY TECHNOLOGY.

In the age of technology, the new Alfa Romeo Giulia has mastered the art of finding the balance of hands-on driving passion and cutting edge automated driving systems by achieving the second level of autonomous driving. Giulia is now equipped with systems that intelligently monitor the vehicle's surroundings without ever taking away from the pleasure of driving.



EXPERIENCE THE ESSENCE OF SOUND.

Giulia can come equipped with a Harman Kardon® Sound Theatre. With 14 speakers (including a subwoofer) powered by 900 watts, through a 12-channel amplifier, enjoy immersive sound experience for the perfect accompaniment to any journey.



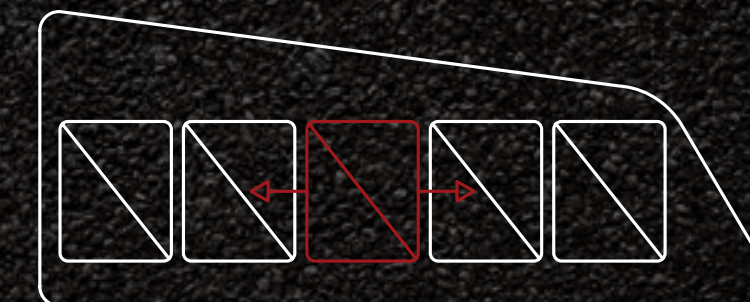
7" TFT CLUSTER

The 7" TFT cluster allows you to keep everything under control. The large screen lets you see important driving data, warnings and notifications from Giulia quickly and easily and without having to shift your eyes.

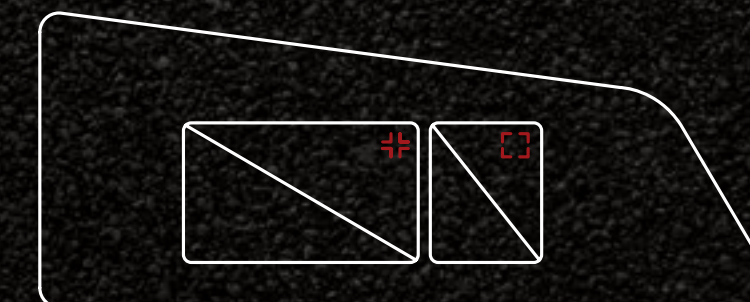
8.8" MULTI-TOUCH DISPLAY

The new 8.8" Multi-Touch display is intuitive and reactive. With a few simple touches, organise your apps and widgets. Enhanced in every way, the large touchscreen creates easy viewing for maps, contacts and car performances.

- **INTERACTIVE WIDGETS**
- **VISUALIZE FULL-SCREEN MAPS**
- **MANAGE THE VEHICLE'S PERFORMANCE**
- **IMPROVED INTERFACE FOR MORE INTUITIVE EXPERIENCE**



REORGANIZE OF WIDGET



ORGANIZE AND MOVE ICONS WITH A SIMPLE TOUCH

HAVING EVERYTHING UNDER CONTROL,

Design and craftsmanship, combined with cutting edge technology, have brought to a redesigned and reorganised center console. Every component was designed and created to guarantee maximum efficiency and functionality.

POWER

Choose the driving style that fits you and your driving conditions best with the Alfa™ DNA drive mood selector: Dynamic, Natural and Advanced efficiency.

DYNAMIC



Sharper throttle response, enhanced steering feedback, more reactive braking and performance shift-mapping for even sportier driving experience and pleasure.

NATURAL



For perfect balance in daily driving, combining efficiency and comfort.

ADVANCED EFFICIENCY



Engineered to maximise fuel efficiency and reduce fuel emissions.

COMMAND

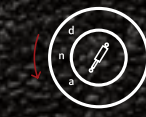
Manage and move through all of the various applications and widgets. Scroll through and change performance features, climate and connected services without ever having to touch the screen.

CONTROL

The redesigned center console features a leather-wrapped lever which delivers comfort and power as you change through the gears.

RECHARGE

The new wireless charger is handy and always ready. No more cords and cables. Just place your smartphone in the charging area and you'll be at 100%.



DNA



PREMIUM ROTARY KNOB



NEW GEAR LEVEL



WIRELESS CHARGER



During long drives some times it is necessary to take a break. The Multi-Touch Display program monitors the movements of the vehicle and the drowsiness of the driver and warns him or her through alert signals and the symbol of a cup on the TFT display and encourages them to pullover and rest.

LANE KEEPING ASSIST



Outdoor light can change quickly, whether in a tunnel or because of sudden adverse weather or sunset. The Automatic High-Beam Headlamps automatically and quickly switch from high beams to low beams depending on lighting conditions.

AUTOMATIC HIGH BEAM



PARK ASSIST

The system uses a camera mounted on the rear bumper and front and rear sensors to notify you when obstacles are in your path. Audiovisual indicators and the dynamic grid on the MultiTouch display help you to avoid accidents during parking.



ACTIVE BLIND SPOT ASSIST

There are portions in the rear of the vehicle that are commonly known as a blind spot, which is when another vehicle is there it is temporarily invisible to the side mirrors. The Active Blind Spot Assist continuously monitors the rear blind zones on both sides of the vehicle, alerting you when you are attempting to move into a lane that is already occupied. In addition to the alert, the system also delivers a steering correction to help avoid collisions with vehicles hidden in your blind spot.



ACTIVE CRUISE CONTROL

The active cruise control allows you set your the cruising speed of your vehicle. It also automatically corrects itself when the speed changes or when the safe distance between two vehicles isn't respected.

QUADRIFOGLIO



STELVIO 

Top speed | 176 mph
0-62mph | 3.8 s



Driven by Origins

SINCE 1923.

GIULIA 

Top speed | 191mph
0-62mph | 3.9 s



2.9 V6 Bi-Turbo Engine

Driven by Vision

NUMBERS REVEAL A PASSION
THAT BURNS FROM WITHIN.

510_{HP}

(375 kW) at 6.500 rpm

600_{NM}

between 2.500 and 5.000 rpm

Defined by Vision

ENTERING A DRIVERS
STATE OF MIND.



Performance, precision and strength are immediately transferred to the hands that wrap around the race-inspired specific Quadrifoglio steering wheel*. Perfectly stitched together, the leather and Alcantara® provide technical comfort and luxury. The carbon fibre inserts, red push-button start and all-aluminium steering-mounted paddle shifters put the Quadrifoglio racing spirit front and centre, where they belong.

*Specific Quadrifoglio steering wheel is optional





Driven by Colours

EVERY DRIVER DREAMS IN RED.

BASE



PERFORMANCE:

- Engine Capacity 2.0L MultiAir with Twin Scroll Turbo
- HP 200 hp at 4500 rpm
- Torque 330 at 1750 rpm

SAFETY:

- ABS + EBD + traction control + anti slip + regulation + panic brakes
- Front driver / passenger advanced airbags
- Front / rear side curtain airbags
- Front seat mounted side airbags
- Alfa DNA vehicle dynamic control unlatched switch
- Autonomous emergency braking (AEB)
- Start & stop EVO
- Lane departure warning
- Rear parking sensor

EQUIPMENT & COMFORT:

- TPMS "Tire pressure monitoring system"
- Headlight beam height adjustment+ dusk sensor
- Headlamp 25-watt bi xenon
- Power locks - EVIC programmable, rolling
- Steering wheel leather wrapped with steering wheel buttons
- Techno-leather seats
- 6 way power driver& passenger seats (with memory)+ 4-ways lumbar adjuster
- Rain sensing Wipers
- Connections 1 USB, 1 AUX-in line in the armrest + Fr. & Rr. USB port
- Privacy tinted glass
- Air quality system (AQS)
- Air ducting to the rear seats
- Power folding mirrors
- 8.8" Color display multitouch with navigation
- Carplay/Android auto – smart phone mirroring
- Passive entry
- 420 - 17" alloy wheels



SUPER



PERFORMANCE:

- Engine Capacity 2.0L MultiAir with Twin Scroll Turbo
- HP 200 hp at 4500 rpm
- Torque 330 at 1750 rpm

SAFETY:

- ABS + EBD + traction control + anti slip regulation + panic brakes
- Front driver / passenger advanced airbags
- Front / rear side curtain airbags
- Front seat mounted side airbags
- Alfa DNA vehicle dynamic control unlatched switch
- Autonomous emergency braking (AEB)
- Start & stop EVO
- Lane departure warning
- Front and rear parking sensor
- Rear back-up camera w/dynamic gridlines
- Blind spot monitoring

EQUIPMENT & COMFORT:

- TPMS "Tire pressure monitoring system"
- Automatic high beam system + dusk sensor
- Bi-xenon headlamps with functional LED Lighting
- Power locks - EVIC programmable, rolling
- Sports leather steering wheel
- Leather seats
- 6 way power driver + passenger seats (with memory) +4-ways lumbar • adjuster
- Connections 1 USB, 1 AUX-in line in the armrest + Fr. & Rr. USB port
- Privacy tinted glass
- Air quality system (AQS)
- Air ducting to the rear seats
- Inside & outside rear view autodimming mirrors + power folding mirrors
- 8.8" color display multitouch with navigation
- Panoramic sunroof with electric drive
- Vehicle theft alarm w/ hood protection & intrusion sensor (thatcham)
- Ambient light package
- Sound theatre
- Carplay/Android auto - smartphone mirroring
- Exterior door handle courtesy light
- Wireless charging pad
- Specific change knob
- 433 - 17" alloy wheels



VELOCE



PERFORMANCE:

- Engine Capacity 2.0L MultiAir with Twin Scroll Turbo
- HP 280 hp at 5250 rpm
- Torque 400 at 2250 rpm

SAFETY:

- ABS + EBD + Traction control + anti slip regulation + panic brakes
- Front driver / passenger advanced airbags
- Front / rear side curtain airbags
- Front seat mounted side airbags
- Alfa DNA Vehicle dynamic control unlatched switch
- Autonomous emergency braking (AEB)
- Start & stop EVO
- Lane keep assist
- Front and rear parking sensor
- Rear back-up camera w/ dynamic gridlines
- Adaptive cruise control w/stop
- Active blind spot assist
- Driver behaviour warning

EQUIPMENT & COMFORT:

- TPMS "Tire pressure monitoring system"
- Automatic high beam system + dusk sensor
- Bi-xenon headlamps with functional led lighting
- Headlight wiper
- Power locks - EVIC programmable, rolling
- Sporty leather wrapped heated steering wheel with steering wheel buttons
- Sporty leather heated 6 way power driver + passenger seats (with memory +4- ways lumbar adjuster)
- Door sill scuff plate - bright vair quality system (AQS)
- Air ducting to the rear seats
- 8.8" color display multitouch with navigation
- Sunroof with electrical drive
- Ambient light package
- Harman/kardon sound theater
- Carplay/android auto - smartphone mirroring
- Exterior door handle courtesy light
- Wireless charging pad
- Specific change knob
- Aluminum inserts
- Veloce fascia (front & rear)
- Engine sound enhancement
- Alloy wheels 18" with tire kit
- Specific brake calipers in red



INTERIORS



Black leather upholstery



Red leather upholstery



Tobacco leather upholstery



Beige leather upholstery

COLOR COMBINATION



414 Alfa Red



217 Alfa White



601 Alfa Black



252 Moonlight Pearl



620 Silverstone Grey



318 Stromboli Grey



035 Vesuvio Grey



408 Vulcano Black



800 Visconti Green



092 Montecarlo Blue



486 Anodized Blue



756 Misano Blue



361 Competizione Red



248 Trofeo White

WHEELS & DIMENSIONS



68P - 18" 5-holes matt
burnished alloy rims



420 - 17" spoke
alloy rims




433 - 17" 7-holes
burnished alloy rims



1860

2024



795

2820

1028

1436
1450*

*versioni Q4

TECHNICAL DATA

TECHNICAL	2.0 Petrol 200 hp AT8	2.0 Petrol 280 hp AT8 
No. of cylinders, layout	4, in line	4, in line
Valves per cylinder	4	4
Displacement (cm³)	1995	1995
Max. power: kW @ rpm	148 KW @ 4500	206 KW @ 5250
Max. torque: Nm @ rpm	330 NM @ 1750	400 NM @ 2250
Acceleration: 0-100 km/h (s)	6,6	5,2
Top speed (km/h)	230	240
TRANSMISSION		
Gearbox	8-speed automatic	8-speed automatic
Drive	RWD	AWD
CONSUMPTION AND EMISSIONS		
Emission standard	Euro 6D - Temp	Euro 6D - Temp
Fuel consumption - urban (l/100km)	8,2	8,7
Fuel consumption - extra-urban (l/100km)	5,3	5,8
Fuel consumption - combined (l/100km)	6,4	6,9
CO ₂ emissions (g/km)	144	156
WEIGHT AND DIMENSIONS		
Kerb weight STD A (kg)	1429	1429
Height (mm)	min 1411 max 1438	min 1411 max 1438
Width (mm)	w mirrors 2024 w/o 1860	w mirrors 2024 w/o 1860
Length (mm)	4643	4643
Wheelbase (mm)	2820	2820
Load capacity (l)	480	480

The CO₂ and fuel consumption values are determined on the basis of the measurement / correlation method referring to the NEDC cycle as per Regulation (EU) 2017/1152-1153.

The CO₂ and fuel consumption values obtained according to applicable regulation are indicated in order to allow the comparison of vehicle data. The homologation values of CO₂ and fuel consumption may not reflect the actual values of CO₂ and fuel consumption, which depend on many factors related, by way of example but not limitation, to the driving style, the route, the weather and road conditions, the condition, use and equipment of the vehicle.

The indicated value of CO₂ and fuel consumption refers to the versions of the vehicle with the highest and the lowest values. Those values may change with the subsequent configuration depending on equipment selected and/or size of tires selected.

The indicated values of CO₂ and fuel consumption are not definitive and may evolve as a result of changes in the production cycle; more up-to-date values will be available at the selected official dealer of the FCA network. In any case, the official values of CO₂ and fuel consumption of the vehicle purchased by the customer will be provided with the documents accompanying the vehicle.

In cases where the values of CO₂ and fuel consumption are relevant for the purposes of calculating taxes and duties related to the vehicle, reference should be made to the applicable laws in each country.



La meccanica delle emozioni